


















SINGLE STREAM RECYCLING GUIDE

Safety, Knowledge and Experience — the GFL Advantage

ACCEPTED RECYCLABLE MATERIALS | PLEASE FOLLOW THESE GUIDELINES CAREFULLY

NO NEED TO REMOVE: ADDRESS LABELS | PAPER CLIPS | PLASTIC TABS | RUBBER BANDS | STAMPS | STAPLES | TAPE

 <p>Balled Aluminum Foil (2" or larger) and Pie Pans (folded and flattened)</p>	 <p>Blueprints</p>	 <p>Cans (please flatten when possible)</p>	 <p>Corrugated Cardboard and Paper Bags</p>	 <p>Empty Aerosol Cans (no caps)</p>	
 <p>File Folders and Office Papers</p>	 <p>Loose Metal Jar Lids and Steel Bottle Caps</p>	 <p>Magazines, Brochures and Catalogs</p>	 <p>Newspapers and Inserts</p>	 <p>Open Mail and Greeting Cards</p>	 <p>Paperback Books</p>
 <p>Paper Board Boxes</p>	 <p>Paper Egg Cartons</p>	 <p>Paper Milk and Juice Cartons (waxed)</p>	 <p>Phone Books</p>	 <p>Plastic Bottles and Jugs (#1, 2, 4 and 5)</p>	 <p>Plastic Tubs</p>

TIPS FOR SUCCESS: Please flatten all cardboard boxes. Empty and rinse all containers.

PLEASE DO NOT PLACE THE FOLLOWING ITEMS IN YOUR RECYCLING BIN

- Drinking glasses, window glass
- Foil wrapping paper
- Frozen food, ice cream or frozen juice containers
- Glass bottles and cups
- Hazardous or bio-hazardous waste
- Light bulbs, plates or vases
- Mirrors, ceramics or Pyrex
- Needles or syringes
- Paper ream wrappers
- Plastic microwave trays
- Plastic bags
- Plastic 6-pack holders
- Plastics other than those listed
- Scrap metal
- Shredded paper
- Styrofoam or paper to-go containers
- Tissues, paper towels, napkins
- Tyvek envelopes
- Waxed paper or waxed cardboard boxes